

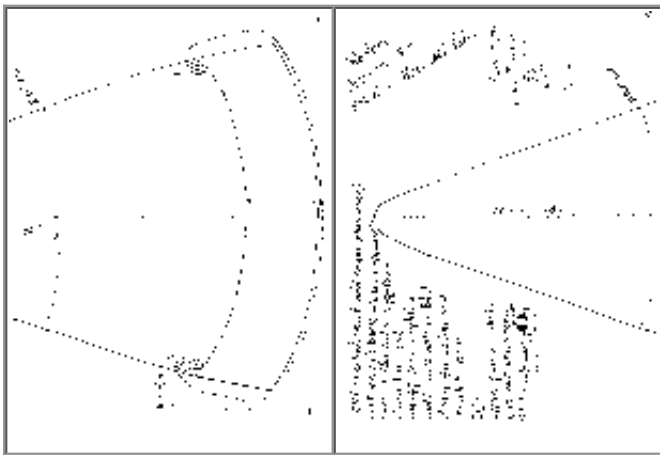
## Every Birdie's Home Tweet Home December by Norma R. a/k/a Crafty Norma

These are the templates for December's block. Remember you will need Adobe Acrobat Reader to view and print the templates. If you do not have Adobe Acrobat Reader, click the button at the bottom of this page for the download direct from Adobe. It is a free download. Click on each picture to download the file to your computer. You can then print it out or save a copy to your computer to print later.


When printing these templates, be sure that **"Page Scaling"** is set to NONE and the check boxes for **"Auto-Rotate and Center"** and **"Choose Paper Source by PDF Page Size"** are UNCHECKED.

### Hat Templates - Hat, Hat Back & Brim

There are two templates for the hat since it is larger than 8 1/2 x 11 paper. You will have to place the two pieces together to get the patterns for the hat and back hat. The measurements are written on the pattern to help you. Also, the back pattern pieces has some additional instructions on putting the hat together.




**Other Templates - Tree, End of Hat, Stairs, Birdhouse Hole, Candy, Packages**



## Hat Placement and Hat Band

Here are some additional pictures to help with hat placement on the block and clipping the hat band.



[Back](#)

02015